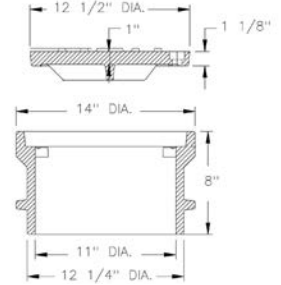


### 3698 FRAME & COVER

Heavy duty

- Options
- Bolted assembly
- Special lettered cover



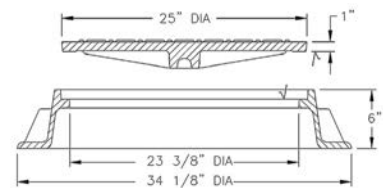
### 3700 — 3715 FRAME & COVER

Heavy duty  
Machined bearing surfaces

- Options
- Custom logo
- Special lettered covers
- Stackable frames
- Ductile iron covers
- Flat and beehive grates
- ADA grate
- Gasket seal covers
- Special locking covers
- Bolted, watertite assemblies
- Adjusting risers



3715 Illustrated



**Type M Flat Grate**  
Ductile iron  
Approx. 152 sq. in.  
open area



**Type O Beehive Grate**  
Gray iron  
Approx. 163 sq. in.  
open area  
9" height above frame



**3700M2 ADA Grate**

3700 — 3715 Frame & Cover

Catalog Number	Base Flange Diameter	Frame Height
3710	33 5/8	4
3711*	29 3/4-33 5/8	4 TF
3700	34 1/8	6
3715	34 1/8	6
3717	33 3/4	6
3705	33	6 1/8



3706 Tacoma Lettered Cover

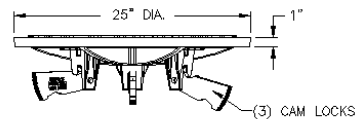


370763 Kent Logo Cover



3705 Bremerton Logo Cover

Note: All dimensions are in inches.  
\*Bolted top flange option



3704C Lock Cover